

# To patients and guardians prescribed with INAVIR

Important safety information



Please read

**INAVIR is an inhaling (oral inhalation) type medicine for the treatment of influenza.**

INAVIR is an inhalation medicine with antiviral effects. Inhaling the medicine (**inhalation of just one dose**) in the container prevents the influenza virus from spreading inside your body. (package contains 2 powdered medication)

**Over the age of 10**

Inhale 40mg (2 packages) per dose



**2 packages per dose**

Treatment with INAVIR is complete

**9 years of age and under**

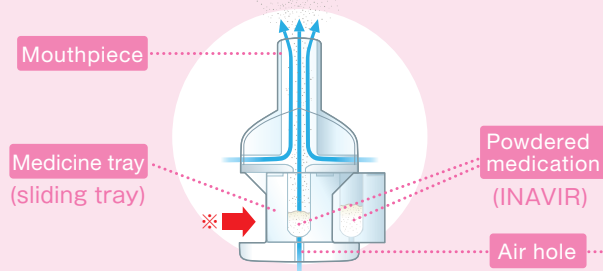
Inhale 20mg (1 package) per dose



**1 package per dose**

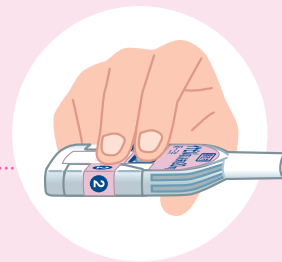
Treatment with INAVIR is complete

**Structure of the inhaler (when inhaling)**



Without removing the labels, slide Medicine Tray in the direction of the arrow all the way to the end and inhale each side in turn.

**How to hold the inhaler**

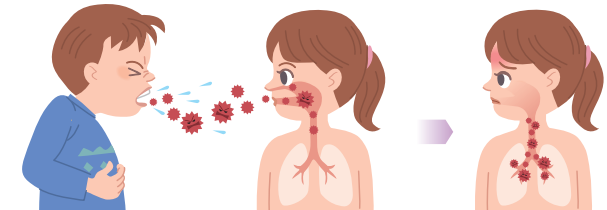


Be sure not to cover the air hole on the bottom of the inhaler.

※ When prescribed for children, adults are asked to supervise, as children may have difficulty in sliding the medicine tray.

Benefits of inhalation type medication

**Influenza virus spreads in the "throat" and "bronchi"**

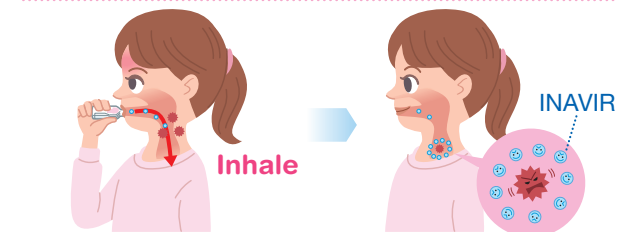


Viruses are contained in coughs and sneezes

Viruses stick onto the throat and bronchi

Viruses quickly spread in the throat and bronchi

**Inhalation medication INAVIR directly reaches the "throat" and "bronchi" where viruses spread, and prevents viruses from spreading.**



INAVIR directly reaches the "throat" and "bronchi"

Prevents viruses from spreading

Video instructions on how to inhale and information about influenza are available on "Influ News".

Website for PC  
<http://www.influ-news.info>

Website for smartphones  
<http://www.influ-news.info/s/>

Website for mobile phones  
<http://www.influ-news.info/m/lang/en/>



Please turn over for instructions of use.



# How to use INAVIR

Take a deep breath and relax.



Open the package just before inhaling

Over the age of **10**



2 packages per dose

9 years of age and under

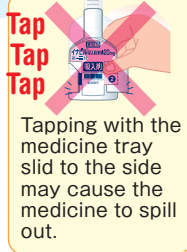


1 package per dose

## A Collect medicine



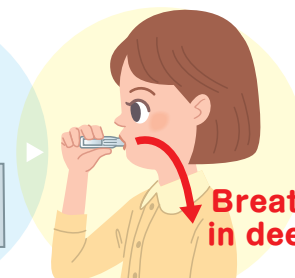
Without sliding the medicine tray, tap the container gently, "tap, tap, tap" to collect the medicine at the bottom of the inhaler.



## B Prepare to inhale ① ▶ Inhale ①



Without removing the labels, slide Medicine Tray ① in the direction of the arrow all the way to the end.

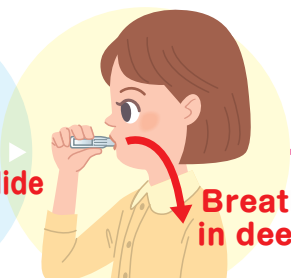


Put the mouthpiece into your mouth and take a deep breath, then hold your breath for 2 - 3 seconds. Exhale slowly without blowing into the mouthpiece.

## C Prepare to inhale ② ▶ Inhale ②



Next, slide Medicine Tray ② in the direction of the arrow all the way to the end.



Put the mouthpiece into your mouth and take a deep breath, then hold your breath for 2 - 3 seconds. Exhale slowly without blowing into the mouthpiece.

## D Return to original position



Slide Medicine Tray ① back to its original position.

## E To inhale what's left repeat procedure A~C

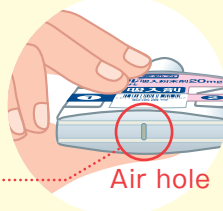
### Tips for inhaling

- Breathing out briefly before putting the mouthpiece into your mouth will make it easier to inhale.



### Precautions when inhaling

- Do not blow into the mouthpiece.
- Do not cover the air hole.



## F

Over the age of **10**

### Inhale the second package

Same instruction as the first package.

You have completed your treatment with INAVIR after inhaling the second package.



## F

9 years of age and under

You have completed your prescribed treatment with INAVIR.